



●●● IS
VENO

VISUALIZATION AND INTEGRATION SOFTWARE
FOR SECURITY SYSTEMS

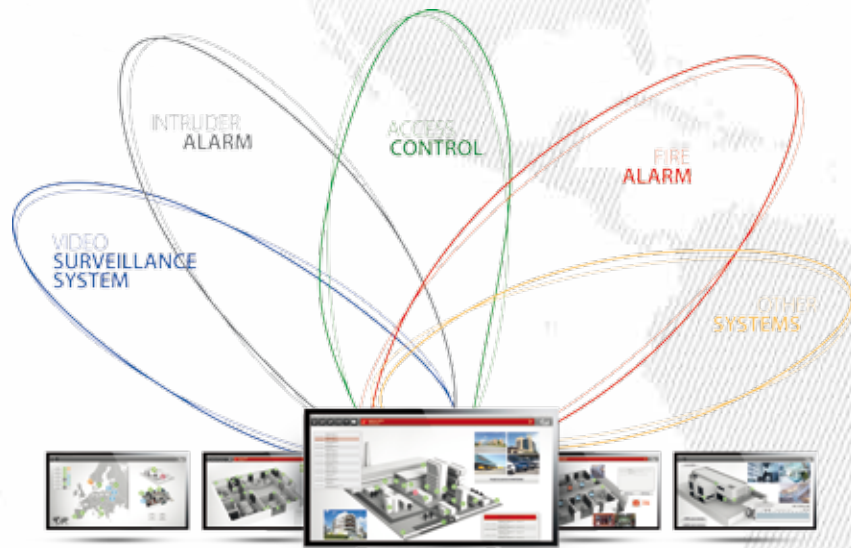


AAT HOLDING S.A.



EFFECTIVE SAFETY MANAGEMENT IN A FACILITY

Each security system installed in a facility provides different kinds of information about its condition. A complete picture of the situation can be achieved only after the merger of the information coming from all systems. Summarizing and synchronizing such a large amount of data is often very difficult, especially in the case of advanced systems. The VENO software integrates fire alarm, CCTV, intruder alarm, access control and other systems, thus ensuring a higher degree of protection in the facility than each system separately.



ONE COMMON INTERFACE FOR ALL SYSTEMS

One management software guarantees higher efficiency of the safety management within the facility. The operator, who receives data from all devices and systems at the same time, can precisely identify the cause of the alarm and take actions appropriate to the situation. One common interface and standardized alarm notification allow people responsible for the building safety to make the right decisions faster.

Interface of the VENO software is clear and visually polished. It is designed to maximize ease of use to the operator. Convenient „drag and drop“ operation allows to easily set up VENO in edit mode. Additionally, large icons make working on touch screen more efficient. It is also possible to work on multiple monitors simultaneously.



ALARM NOTIFICATION

VENO enables the verification and control of alarms incoming from all systems, therefore allows faster response to events that require intervention. An alarm notification appears in the top bar with the detailed information of which system and which device it came from. The operator can scroll or filter the alarms by devices, priorities, time or items. To exclude a situation when the operator misses notification, it disappears only after alarm is confirmed. If necessary, the operator can add his comment to each alarm. The alarm is also indicated by a proper panel activation and changing colors and flickering of an appropriate icon on the visualization.

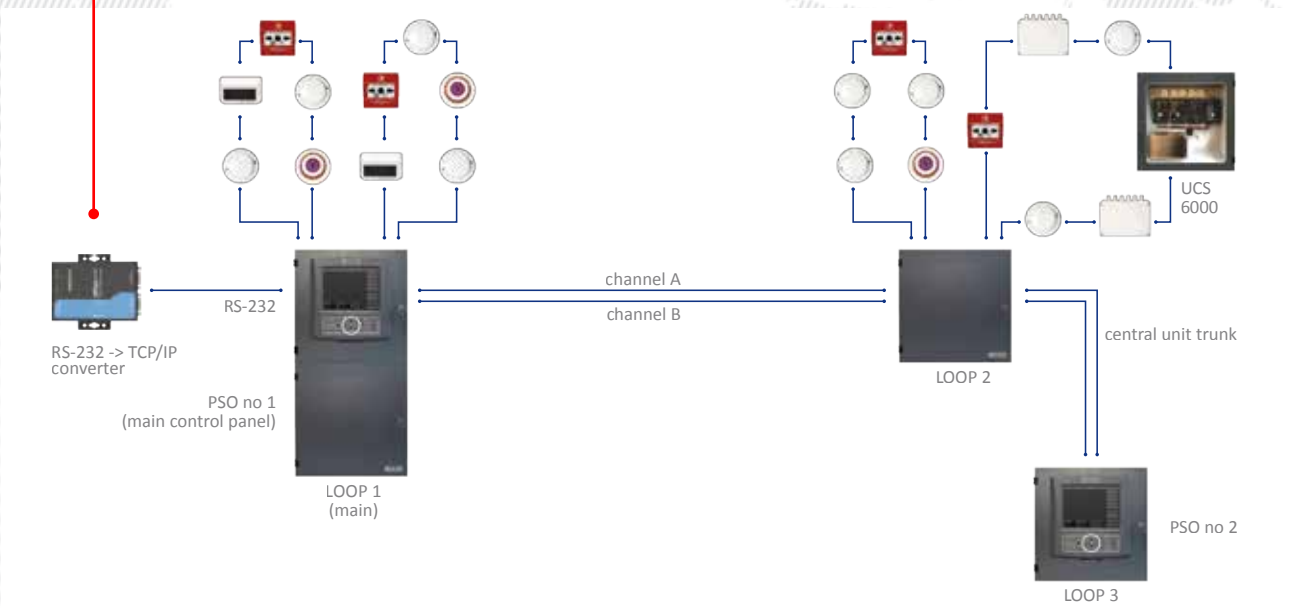
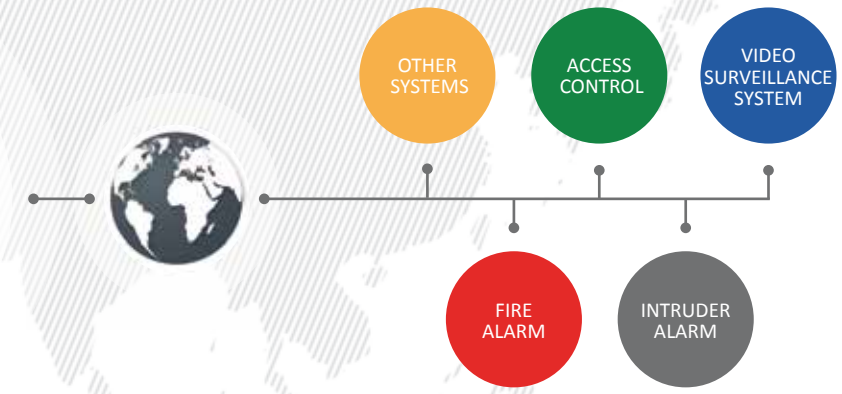
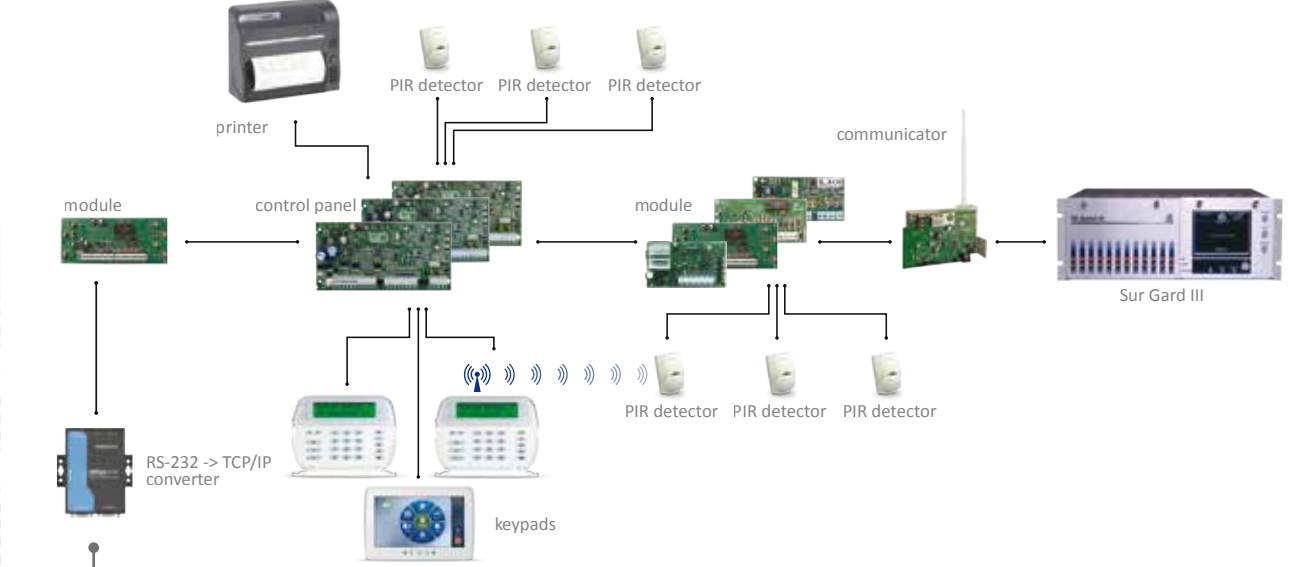
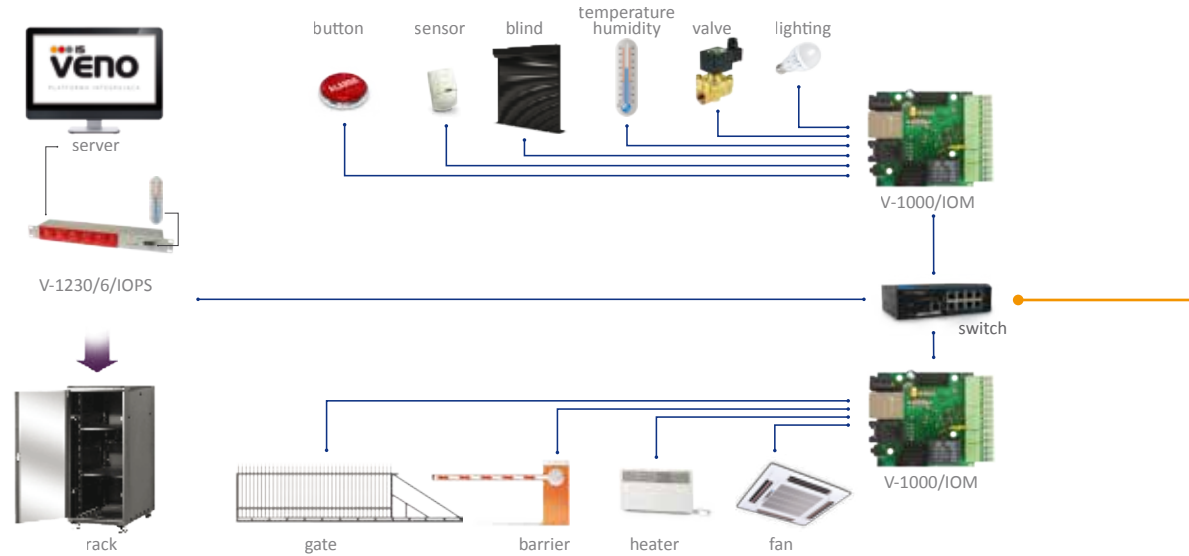
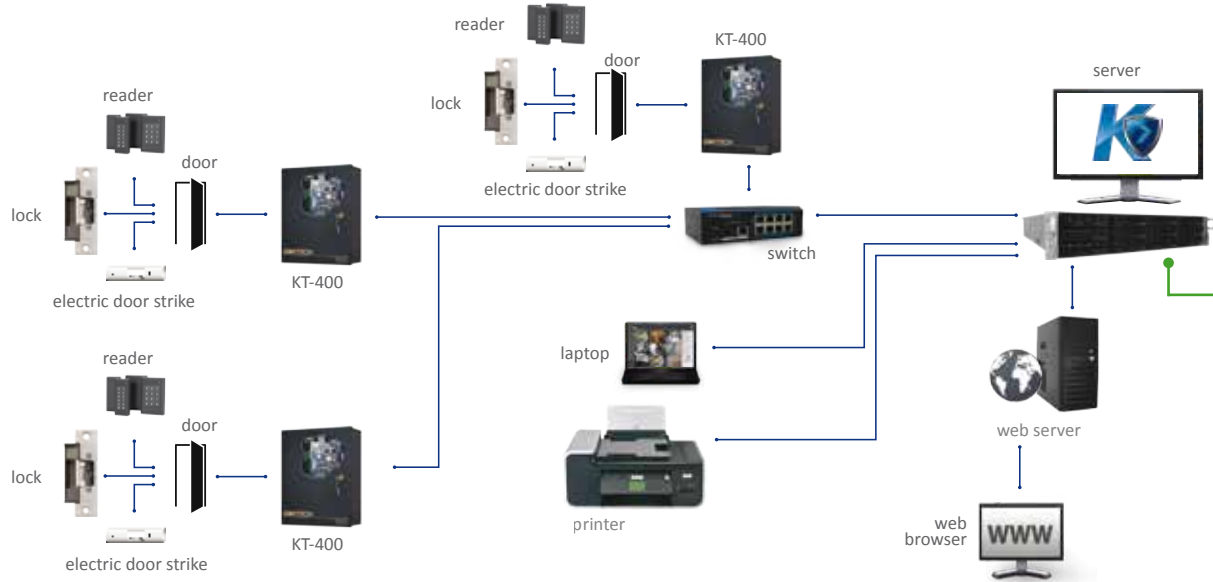
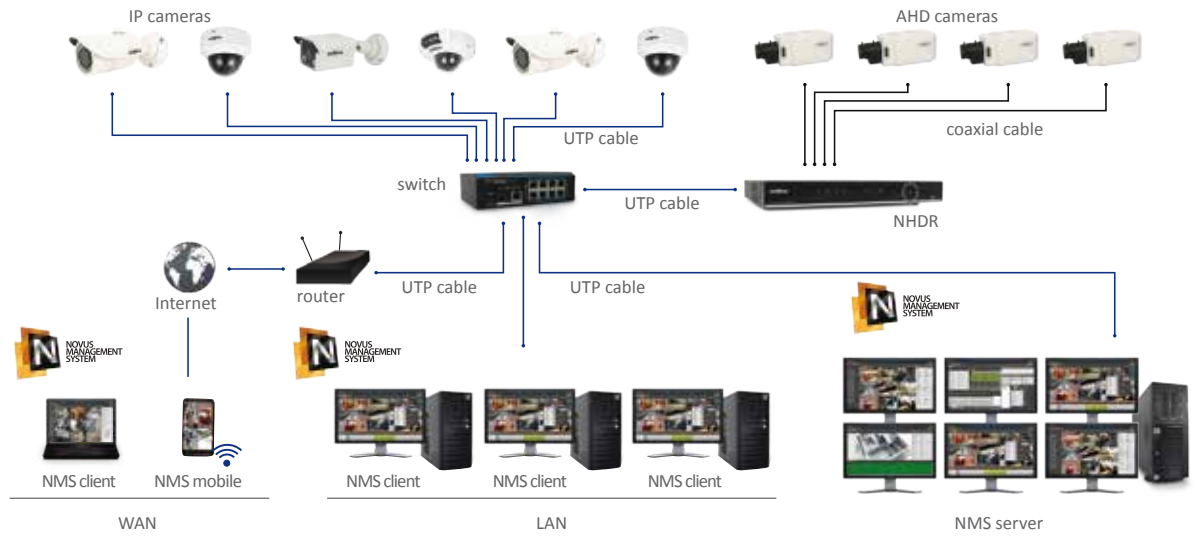
FACILITY VISUALIZATION

Working with VENO software starts with implementation of a multi-level visualization of the monitored facility by an administrator. The software enables to add maps, 2D plans, 3D views or facility photos.

It is possible to upload a picture of the entire complex of buildings, as well as particular buildings, floors and rooms. The level of visualization detail is determined by administrator's needs and preferences - VENO does not impose any restrictions. Navigating on the facility visualization is easy thanks to full screen preview and possible zooming in and out of selected screen parts in the same panel.

Depending on the privileges set by the administrator, the operator can have an access to all or selected facilities within the whole installation. The next step in VENO configuration is to assign interactive icons to all devices operating in the facility and placing them on the previously implemented visualizations. The operator can see all the devices working in CCTV, fire alarm, intruder alarm, access control systems and others, on one visualization, so his work becomes easier. Icons can be chosen from a ready-made library or the operator can add his own.







SCENARIOS OF SYSTEM REACTIONS TO ALARM EVENTS

The administrator can create advanced scenarios of system reactions to alarm events. It is possible to select many items at once and assign specific reactions to it. The administrator assigns scenarios to one, several or all monitoring centers or to selected facility within the entire installation. Automatic scenarios make the operators' work easier. An example of system reactions to alarm events might be: display images from a CCTV camera, change an active view or activate an external application.

Activation of alarm scenario is based on schedules. Depending on individual needs, the operator can create many different schedules related to the day of the week, time of the day or specific events. VENO has also a pseudo-code function which simplifies the verification of the correctness of predefined scenarios. It enables to export the list of automatic system reactions to a file and then print it. This way the operator can easily read and analyze the predefined scenarios to find potential mistakes.



FLEXIBLE CONFIGURATION, NON-STANDARD FUNCTIONALITIES

Each facility has different characteristics, and thus specific needs. The advantage of VENO software is high flexibility. The software can be easily configured to meet individual requirements and match the character and purpose of a particular installation. The number of possible configurations is practically unlimited. The administrator is responsible for the management of the entire system and he grants privileges to operators.

PRIVELAGES MANAGEMENT

Convenient operation and easy configuration are the most important factors when integrating security systems. For some security systems, VENO allows administrator to set parameters in system database from VENO software. It helps to easily manage users, privileges and accounts in database and quickly edit data.



EVENT LOG

Information about events from all systems (CCTV, fire alarm, intruder alarm, access control and others) is automatically recorded in one database. The operator can see the full history of alarms, failures, user's logins and can easily analyze them. The advanced search module enables to filter events by date, system type, device type and many others. The entire database or selected part of it can be exported to a file.

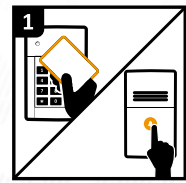


ALERTS THROUGH CLIENT APPLICATION, E-MAIL OR SMS

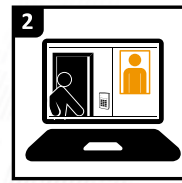
Depending on needs and administrator's settings, alarm notifications can be sent only to the local monitoring center, to the selected group of operators or to all of them. Alarm information can also be sent by an e-mail or SMS to appropriate personnel, e.g. system administrator or person managing the facility's technical condition.



ACCESS CONTROL



- proximity card reading
- pressing the bell



- displaying the image from the camera
- displaying the photo assigned to the card

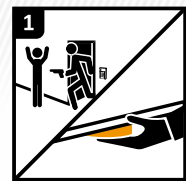


- verification by the operator
- pressing the opening button



- doors opened for too long – audio message from the speaker "Please, close the door"

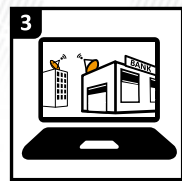
BANK SECURITY



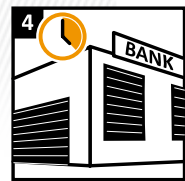
- pressing panic button
- entrance under duress



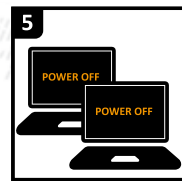
- launching the panic alarm
- start recording



- sending an alarm to the monitoring station




- after 20 seconds – locking the door
- closing building blinds



- turning off all computers

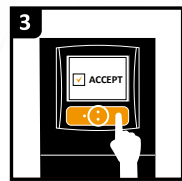
FIRE PROTECTION




- alarm from fire detector
- alarm triggered by pressing manual call point



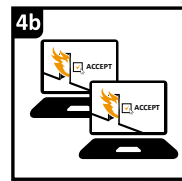
- displaying video from camera and "what to do" manual
- playing alarm audio message with a speech synthesizer




- operator at the control panel confirms receiving alarm message
- operator takes care of an alarm situation




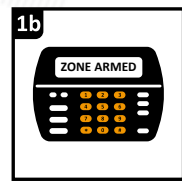
- no alarm confirmation on control panel
- displaying video from the camera, "what to do" manual and „alarm taken care of" button on two other operator's computers




BUILDING MANAGEMENT



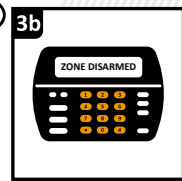
- checking if everyone came out of the zone
- zone empty = arming the partition



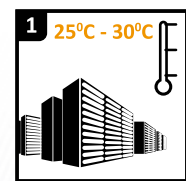
- arming the partition everyday at 8:00 PM




- disarm selected partitions, between 7:00-8:00 AM, by authorized card



TEMPERATURE MONITORING



- check the temperature in rack or server room



- first temperature level exceeded = additional fans activated and message for the operator



- second temperature level exceeded = alarm and SMS to the administrator
- device disconnected from the power supply

VENO is more than software.
It is also additional devices!

NET I/O MODULE V-1000/IOM

DEVICE TYPE	Net I/O Module
Analog input / output	5 /-
Digital input / output	4 / 6
Relay output	1 x 10 A / 240 VAC (permanently assigned to digital output no 1)
Network Interface	1 x Ethernet- RJ-45 interface, 10/100 Mbps
Power Supply	8 ~ 28 VDC
Power Consumption	1 W
Operating Temperature	-20°C ~ 85°C
Weight	50 g
Dimensions (mm)	68 (L) x 76 (W) x 40 (H)



NET I/O POWER SOCKET V-1230/6/IOPS

DEVICE TYPE	Net I/O Power Socket
Number of sockets	6
Maximum current (in total for all sockets)	10 A
Power Supply	230 VAC
Maximum power (in total for all sockets)	2300 W
Fuse	2 x 10 A
Network Interface	1 x Ethernet- RJ-45 interface, 10/100 Mbps
Operating Temperature	0°C ~ 60°C
Weight	1,95 kg
Dimensions (mm)	100 (L) x 425 (W) x 45 (H) (without Rack brackets)



RELATED PRODUCTS



Temperature sensor V-TS



Relay board 10 A V-10/4RB



Relay board 16 A V-16/4RB



Splitter Board V-5SB



Current Sensor V-CS/15A



Temperature and Humidity Sensor V-THS

VENO software allows not only to integrate security systems, but also to build complex systems based on additional VENO devices. The offer includes additional devices for expanding VENO executive functions in the building - Net I/O module (V-1000/IOM), Net I/O Power Socket (V-1230/6/IOPS) and temperature, humidity and current sensors.

Using additional devices, integrated with VENO, expands possibilities of integrated system and is a convenient base to build an intelligent building system.

LIGHTING

LIGHTING MANAGEMENT



VENO allows you to set a schedule for the lighting system, based on which the lights in the building will operate automatically. It is possible to define multiple working scenarios, e.g. turning the lights on at specific time or turning the lights on in whole building after receiving alarm signal from intruder alarm system or access control system.

BLINDS

SHUTTERS AND BLINDS MANAGEMENT



VENO devices, in combination with motorized blinds and appropriate sensors, allow to introduce automatic control based on solar lighting, time of day or user preferences. Blinds and shutters can automatically open and close at specific time of day, close the building after receiving alarm signal or shading the room after registering too high temperature.

VALVES

AUTOMATIC VALVES OPERATION



VENO software, combined with VENO devices, can also control valves in the building. The user sets the schedule, based on which VENO operates the valves. It is possible to set automatic lawn sprinkler or cut off water supply to any part of the building.

VOLTAGE/CURRENT



In the intelligent building system it is important to monitor various parameters. VENO devices can monitor current and voltage thanks to what it is possible to have a full control of power consumption in the building or control battery charge level.

POWER SOCKET

AUTOMATIC POWER ON AND OFF



Integrating power socket with VENO software enables its full configuration, based on schedule or signals received from other security systems. Computers, engines, home appliances, fans and heaters plugged into a power socket are cut from the electricity e.g. every day at the specific time or after arming the zone in intruder alarm system.

TEMPERATURE

TEMPERATURE MONITORING



Combining several systems and additional devices with VENO offers many possibilities of control and monitoring temperature in the building. By integration you can achieve: easy temperature control in rooms or programming specific reactions depending on temperature (sending alarm signal after recording too high temperature, turning on or off fans/heaters).

BUTTONS

ASSIGNING EXECUTIVE FUNCTIONS TO THE BUTTONS



The implementation of building automation system includes also integration of various buttons and assigning specific executive functions to them. The button can work as a panic button, which after pressing, sends a signal to the security staff. It can also act as a call button or simple bell.

BARRIERS/GATES

AUTOMATIC BARRIERS/GATES MANAGEMENT



VENO software and VENO devices are a perfect combination for barriers and gates management. Building security employees can permit the passage of selected vehicles. Combined with the access control system, barrier can also be opened after using the authorised card.



Distribution:



AAT HOLDING S.A.

ul. Puławska 431
02-801 Warszawa,
Polska (Poland)

e-mail: info@novuscctv.com, www.novuscctv.com/veno